


# REASONS we communicate

Use this poster to plan communication goals and activities for AAC users.

Which of these communication functions is your AAC user already using? Which do you want to teach next?

And what words and messages can you model to teach these different reasons to communicate?

Learn more about communication functions or download this poster:  
[www.assistiveware.com/communicationfunctions](http://www.assistiveware.com/communicationfunctions)



## Getting and giving information


- |                                           |                                                  |
|-------------------------------------------|--------------------------------------------------|
| <input type="checkbox"/> Comment          | <input type="checkbox"/> Describe                |
| <input type="checkbox"/> Direct           | <input type="checkbox"/> Share news              |
| <input type="checkbox"/> Express feelings | <input type="checkbox"/> Tell a story            |
| <input type="checkbox"/> Ask questions    | <input type="checkbox"/> Tell an imaginary story |
| <input type="checkbox"/> Discuss          | <input type="checkbox"/> Plan                    |
| <input type="checkbox"/> Give opinions    | <input type="checkbox"/> Explain                 |

## Social Interaction

- |                                                |                                                 |
|------------------------------------------------|-------------------------------------------------|
| <input type="checkbox"/> Greet                 | <input type="checkbox"/> Change topic           |
| <input type="checkbox"/> Be polite             | <input type="checkbox"/> Ask social questions   |
| <input type="checkbox"/> Flirt or compliment   | <input type="checkbox"/> Share about self       |
| <input type="checkbox"/> Start a conversation  | <input type="checkbox"/> Wrap up a conversation |
| <input type="checkbox"/> Set topic             | <input type="checkbox"/> Tease or joke          |
| <input type="checkbox"/> Direct a conversation | <input type="checkbox"/> Negotiate              |



## Strategies to be better understood



- ☐ Clarify
- ☐ Ask to clarify
- ☐ Say it differently
- ☐ Give a clue
- ☐ Describe
- ☐ Use the alphabet


## Expressing Needs and Wants

- ☐ Make choices
- ☐ Get attention
- ☒ Request
- ☐ Refuse
- ☐ Protest



## What is a communication function?

We all communicate for a wide variety of reasons every day. We call these reasons communication functions.



## Beyond choice-making

An AAC system can be used to make requests and choices. However, there are many more reasons to communicate. An AAC system should let you say anything. Developing these skills makes real connections possible.

## Model functions

To learn the language needed to communicate for different reasons, AAC learners need to see others do it. When modeling, we point to words on the user's AAC system as we talk. We model during day-to-day interactions. And just like we model to teach words, we also can model different communication functions.

## Plan for different communication functions

Communication Function	Core words to model	Core words with fringe to model
<b>Request</b>	want, want that, want different, want more, I want	Want play I want to watch TV
<b>Protest</b>	not, not that, stop	Not red Stop that music
<b>Comment</b>	look, look that, see, see them	I see car That girl looks pretty
<b>Direct</b>	get, get it, give me, put in, put it in, give me that	Do more swinging Give me my cup please
<b>Ask questions</b>	what? what that? where? where go? who? who go?	When are we going to the shops? Where is David? Who is going to the party?
<b>Give opinions</b>	like, I like that not like, I don't like it good, bad, that good, that bad	Like chocolate Mondays are bad
<b>Share news</b>	I go, I see, I eat I went, I saw, I ate	I see Dad I went to the park
<b>Start a conversation</b>	what? what do? I like that, what you like? I go there, where you go?	I go beach, you go? I like the movies, what do you like?

Use this poster as inspiration. Teach and model all the different Communication Functions. Give your AAC user many reasons to communicate!