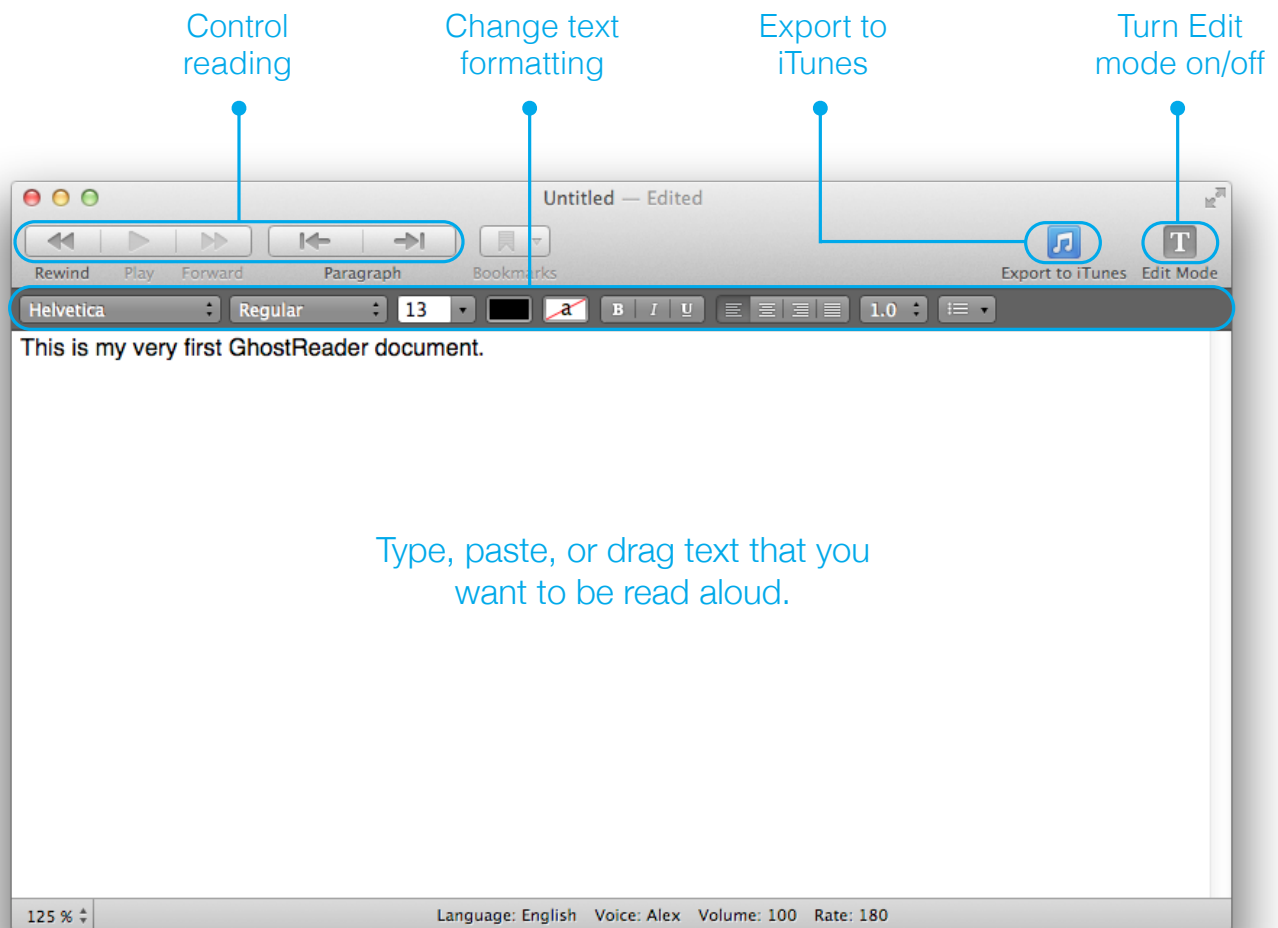


New to GhostReader?



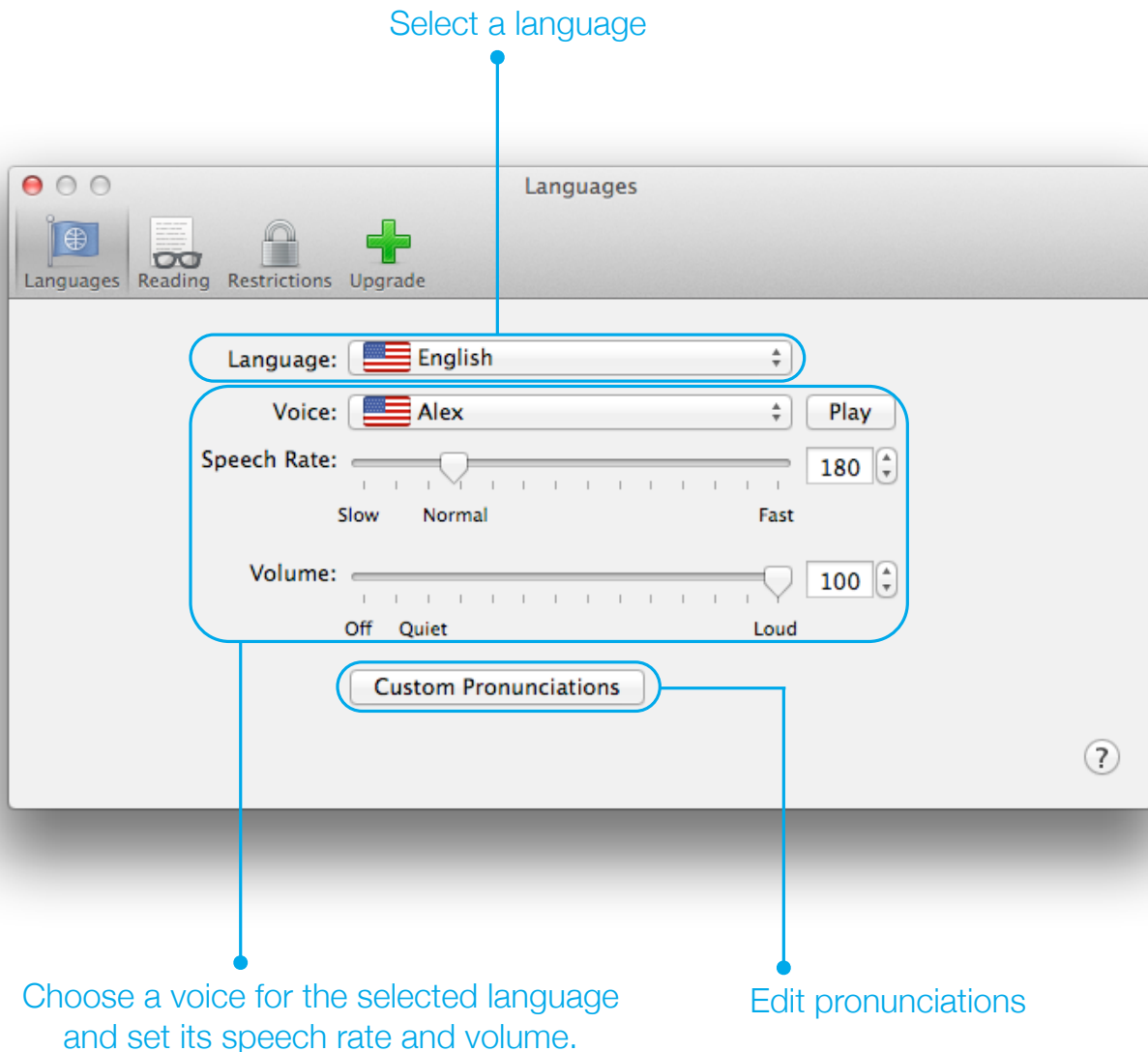
Take a look through this Quick Start Guide to get your computer reading texts from different sources aloud in next to no time.

What can I do?

In Edit mode you can **add** and **format** text.

With Edit mode turned off, you can have GhostReader **read text** aloud and **export** texts as audio tracks and add them to your iTunes Library.

Set a Language and a Voice



To install more standard voices in OS X, go to the **Dictation & Speech** panel of System Preferences, click the **Text to Speech** tab, and then choose **Customize** from the **System Voice** menu (OS X 10.9 Mavericks, it may differ in other OS X versions).

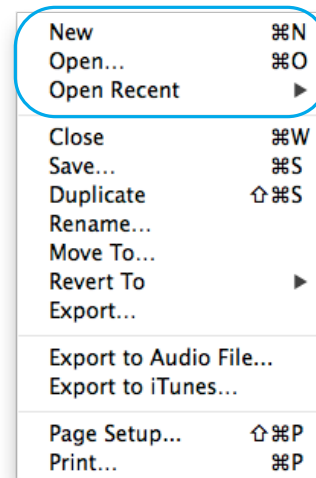
To set up languages and voices in GhostReader, choose **Preferences** from the **GhostReader** menu, and then click **Languages**.

Create a Document

When you open GhostReader, a new blank document is created automatically. You can then:

- Type the text you want and format it
- Paste text from another application, retaining the formatting

To create additional new documents, choose **File > New** or press Command-N.



Import Documents

You can also import documents that were created in other applications. To do so, choose **File > Open**, and then navigate to the document you need.

GhostReader can import files of these types:

- Microsoft Word Text (.doc, .docx)
- Rich Text Format (.rtf)
- Portable Document Format (.pdf)
- OpenDocument Text (.odt)
- Plain Text (.txt)

Read from Other Applications

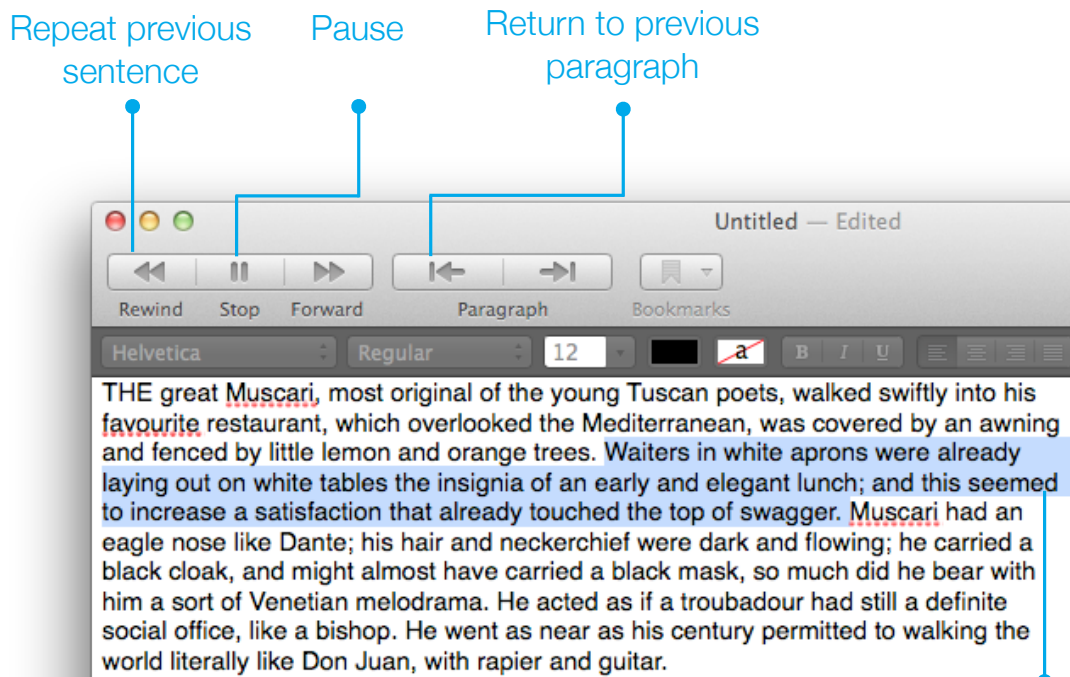
Use GhostReader services to read text that is selected in an other application. To do so, select the text, and then do one of the following:

- From the application menu, choose **Services > Read Aloud with GhostReader**.
- Control-click the selected text and choose **Read Aloud with GhostReader** from the shortcut menu that appears.
- Press **Shift-Command-C**.

A new GhostReader window will appear, containing the text that you have selected.

You can now just have GhostReader read the text aloud, or you can save it as a GhostReader document.

Read Text Aloud!



Text being read is highlighted.